




RESTRAINT

RESTRAINT FLANGED SYSTEM PE QUICK FLANGE & UNI-FLANGE ADAPTORS FOR CONNECTING SPIGOT END



For System Transition
 from PE to DI/MS Pipes



PE QUICK
 FLANGE ADAPTOR



UNI-FLANGE
 ADAPTOR

In Brief

- ▶ For Connecting Spigot End of Dedicated Pipe OD Systems
- ▶ Alternate Cost-Effective Solution for Quick & Easy Piping Works with Connecting Flanged Equipments
- ▶ Working Pressure : PN10/PN 16
- ▶ Sealing : EPDM

▶ Coating : Fusion Bonded Epoxy : Bitumen

Standards

- ▶ Test : EN 12266-1
- ▶ Flange : EN 1092-2
- ▶ For PE Pipe : EN 12201 / MS 1058 / AS 1159
- ▶ For PVC-O Pipe : ISO 16422
- ▶ For PVC-M Pipe : AS/NZS 4765, S1 (≥ DN150)
- ▶ For Ductile Iron Pipe : BS EN 545 / BS EN 598 / ISO 2531 / MS 1919
- ▶ For Mild Steel Pipe : BS 534 / SPAN TS 21827 /AS 1279 (DN100-DN300)

▶ Range of Flange Adaptor Sizes : OD63 - OD355 : DN80 - DN400

Features

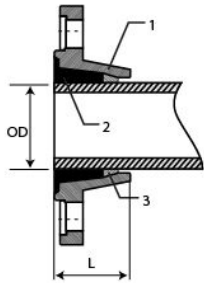
- ▶ Unique Flange System Designed to Keep Project Moving & Water Downtime Savings
- ▶ Ideal Solution to Pre-Fabrication for All Project-Site Conditions with Great System Flexibility
- ▶ Additional Thrust Restraint (Tie Rods) for Special Consideration in Installations where Rapid or Excessive Surges & Thrust is Encountered



RESTRAINT FLANGED SYSTEM PE QUICK FLANGE & UNI-FLANGE ADAPTORS

Technical Table

PE QUICK FLANGE ADAPTOR



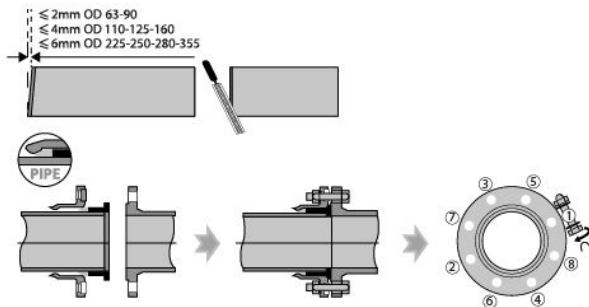
Assembly Chart

No.	Component	Material	Standard Ref.
1	Flange	Ductile Iron	BS EN 1563
2	Gasket	EPDM	BS EN 681
3	Restraint Ring	Brass	BS EN 12165

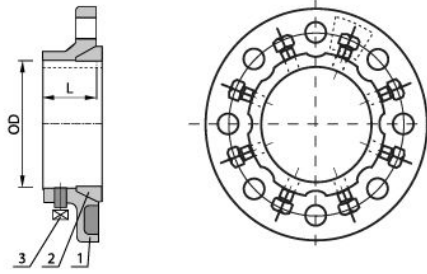
Specifications & Parameters Chart

DN (mm)	OD (mm)	L (mm)	Bolts
50	63	53	M19x4
80	90	61	M19x8
100	110	67	M19x8
100	125	70	M19x8
150	160	80	M23x8
150	180	80	M23x8
200	200	91	M23x12
200	225	91	M23x12
250	250	95	M28x12
250	280	95	M28x12
300	315	105	M28x12
350	355	105	M28x12

Installation Process



UNI-FLANGE ADAPTOR



Assembly Chart

No.	Component	Material	Standard Ref.
1	Flange	Ductile Iron	BS EN 1563
2	Gasket	EPDM	BS EN 681
3	Bolt	Hot Dipped Galvanized Steel	BS 4190

Specifications & Parameters Chart

DN (mm)	OD (mm), DI Pipes	OD (mm), Mild Steel Pipes	L (mm)
80	98	88.9	50
100	118	114.3	50
150	170	168.3	50
200	222	219.1	59
250	274	273.0	61
300	326	323.9	63
350	378	-	65
400	429	-	67



PE QUICK FLANGE ADAPTOR

UNI-FLANGE ADAPTOR

Note: Technical data provided in this brochure is indicative only and may be subject to change without prior notice.