



PRODUCT RANGE

PVC-U SCHEDULE 40 & 80 PIPING SYSTEMS

TRUSTED PIPEWORK FOR LIFE

PVC-U SCHEDULE 40 & 80 PIPES

MATERIAL

Rigid PVC Poly (Vinyl chloride) used in the manufacturing of PVC Sch 80 Solvent Weld Plain End Pressure Pipes certified to NSF/ANSI 372 and confirms with the lead content requirements for "lead free" plumbing. The compound is listed with NSF for potable water service.

EXTRUDED PIPE

Extruded PVC Schedule 80 Solvent Weld Plain End Pressure Pipes conforms and tested to the following standards:

- 1) ANSI/NSF 61 "Drinking Water Systems Components- Health Effects"
- 2) ASTM D1785 "Standard Specification for Poly (Vinyl chloride) (PVC) Plastic Pipe, Schedules 40,80, and 120"
- 3) Annex C- Method for the determination of impact resistance at 20°C for Type 1 stated in MS 628-2:2014 "Plastic piping systems for water supply and for buried and above-ground drainage and sewerage under pressure- Unplasticized poly (vinyl chloride) (PVC-U)- Part 2: Pipes.



PVC-U SCHEDULE 40 & 80 PIPES

Standards & Quality

Sch. 40 & 80 pipes are manufactured to comply with NSF Standard 61, CSA B 137.3 and ASTM D1785, consistently meeting the Quality Assurance test requirements of the standard with regards to burst pressure, flattening and extrusion quality.



Applications

Sch. 40 & 80 pipes are resistant to most acids, alkalis, salts, fats, oxidants and halogens. However, those pipes should not be used with ester, ketones, ethers and aromatic or chlorinated hydrocarbons.

Typical applications include:

- ❖ chemical processing
- ❖ agricultural
- ❖ potable water
- ❖ process piping (WTP/WWTP/STP)
- ❖ cooling water
- ❖ irrigation

Temperature Consideration

Being a thermoplastic material, Sch. 40 & 80 pipes will display variations in their physical properties as the temperature changes. As the temperature falls, the pipe's stiffness and tensile strength increase, thereby increasing the pipe's pressure capacity. Conversely, as the operating temperature rises, the pipe decreases in stiffness and tensile strength; consequently, the pressure capacity of the pipe will be reduced. With the drop in temperature, the pipes decrease in impact strength and become less ductile. As the temperature rises, the impact strength and flexibility of the pipe increase.

Thermal Linear Expansion

Sch. 40 & 80 pipes expand and contract with change in temperature. The coefficient of thermal expansion is 7×10^{-5} mm/mm/°C. This is equivalent to 7mm change in length for every 10 meters for every 10°C change in temperature.

Pressure

The pressure ratings given are for operating temperature of water at 73°F (23°C). For operating temperature above 73°F (23°C), the working pressure has to be de-rated by multiplying the working pressure of the selected pipe at 73°F (23°C), by the appropriate de-rating factor to determine the maximum permissible working pressure of the pipe at the elevated temperature chosen. Nevertheless, the pipes should not be used at temperature in excess of 140°F (60°C).

OPERATING F°	TEMP C°	DE-RATING FACTOR
73	23	1.00
80	26	0.88
90	32	0.76
100	38	0.64
110	43	0.54
120	49	0.42
130	54	0.32
140	60	0.20

PVC-U SCHEDULE 40 PIPES (PLAIN ENDED)



Pipes Dimensions & Working Pressures

PRODUCT CODE	NOMINAL DIAMETER		PIPE LENGTH L (m)	OUTSIDE DIAMETER		WALL THICKNESS		MAX WORKING PRESS		PIPE WEIGHT (kg/ L)
	(in)	(mm)		(in)	(mm)	(in)	(mm)	(psi)	(MPa)	
8010013371	1/2	15	5.8	0.836 - 0.844	21.2 - 21.4	0.110 - 0.130	2.8 - 3.3	600	4.14	1.384
Upon request	3/4	20	5.8	1.046 - 1.054	26.6 - 26.8	0.114 - 0.134	2.9 - 3.4	480	3.31	1.815
8010013372	1	25	5.8	1.310 - 1.320	33.3 - 33.5	0.134 - 0.154	3.4 - 3.9	450	3.10	2.763
Upon request	1 1/4	32	5.8	1.655 - 1.665	42.0 - 42.3	0.142 - 0.161	3.6 - 4.1	370	2.55	3.711
8010013373	1 1/2	40	5.8	1.894 - 1.906	48.1 - 48.4	0.146 - 0.165	3.7 - 4.2	330	2.28	4.400
8010013374	2	50	5.8	2.369 - 2.381	60.2 - 60.5	0.154 - 0.173	3.9 - 4.4	280	1.93	5.865
Upon request	2 1/2	65	5.8	2.868 - 2.882	72.8 - 73.2	0.205 - 0.228	5.2 - 5.8	300	2.07	9.226
8010013375	3	80	5.8	3.492 - 3.508	88.7 - 89.1	0.217 - 0.244	5.5 - 6.2	260	1.79	12.156
8010013376	4	100	5.8	4.491 - 4.509	114.1 - 114.5	0.236 - 0.264	6.0 - 6.7	220	1.52	17.328
Upon request	6	155	5.8	6.614 - 6.636	168.0 - 168.6	0.280 - 0.315	7.1 - 8.0	180	1.24	30.427
Upon request	8	200	5.8	8.610 - 8.640	218.7 - 219.5	0.323 - 0.362	8.2 - 9.2	160	1.10	46.457
Upon request	10	250	5.8	10.735 - 10.765	272.7 - 273.4	0.366 - 0.409	9.3 - 10.4	130	0.90	65.073
Upon request	12	300	5.8	12.735 - 12.765	323.5 - 324.2	0.406 - 0.457	10.3 - 11.6	130	0.90	86.273

PVC-U SCHEDULE 80 PIPES (PLAIN ENDED)



Pipes Dimensions & Working Pressures

PRODUCT CODE	NOMINAL DIAMETER		PIPE LENGTH L (m)	OUTSIDE DIAMETER		WALL THICKNESS		MAX WORKING PRESS		PIPE WEIGHT (kg/ L)
	(in)	(mm)		(in)	(mm)	(in)	(mm)	(psi)	(MPa)	
8010013106	1/2	15	5.8	0.836 - 0.844	21.2 - 21.4	0.147 - 0.167	3.7 - 4.2	850	5.86	1.797
8010013113	3/4	20	5.8	1.046 - 1.054	26.6 - 26.8	0.154 - 0.17	3.9 - 4.4	690	4.76	2.447
8010013085	1	25	5.8	1.310 - 1.320	33.3 - 33.5	0.179 - 0.200	4.6 - 5.1	630	4.34	3.621
8010013122	1 1/4	32	5.8	1.655 - 1.665	42.0 - 42.3	0.191 - 0.214	4.9 - 5.4	520	3.59	4.982
8010013121	1 1/2	40	5.8	1.894 - 1.906	48.1 - 48.4	0.200 - 0.224	5.1 - 5.7	470	3.24	6.050
8010013089	2	50	5.8	2.369 - 2.381	60.2 - 60.5	0.218 - 0.244	5.5 - 6.2	400	2.76	8.336
8010013128	2 1/2	65	5.8	2.868 - 2.882	72.8 - 73.2	0.276 - 0.309	7.0 - 7.8	420	2.90	12.965
8010013092	3	80	5.8	3.492 - 3.508	88.7 - 89.1	0.300 - 0.336	7.6 - 8.5	370	2.55	17.404
8010013093	4	100	5.8	4.491 - 4.509	114.1 - 114.5	0.337 - 0.377	8.6 - 9.6	320	2.21	25.592
8010013096	6	155	5.8	6.614 - 6.636	168.0 - 168.6	0.432 - 0.484	11.0 - 12.3	280	1.93	48.741
8010013097	8	200	5.8	8.610 - 8.640	218.7 - 219.5	0.500 - 0.560	12.7 - 14.2	250	1.72	73.874
8010013098	10	250	5.8	10.735 - 10.765	272.7 - 273.4	0.593 - 0.664	15.1 - 16.9	230	1.59	109.865
8010013100	12	300	5.8	12.735 - 12.765	323.5 - 324.2	0.687 - 0.769	17.5 - 19.5	230	1.59	150.946

PVC-U SCH. 40 & 80 PIPES BENEFITS

Chemical resistance:

The pipes have excellent chemical resistance which allows the transportation of many acids, alkalis and chemical concentrates without fear of corrosion and environmental pollution.

Abrasion resistance:

The pipes offer good resistance to abrasion and erosion from aggressive slurries, which can rapidly damage steel or other traditional pipe materials.

Smooth bore:

The exceptionally smooth bore results in low friction head losses and also inhibits the formation of scale, with consequent savings in pump energy consumption and reduced pressure drops.

Light weight:

At 5 times lighter than steel pipe, Sch. 40 and 80 pipes are much easier to handle, especially during installation at site.

Easy to join:

Solvent welding gives fast and trouble-free installation and allows simple modifications to existing systems.



Disclaimer

This brochure has been compiled by Lesso Malaysia Industries Sdn Bhd ("the company") to promote better understanding of the technical aspects of the Company' s products to assist users in obtaining from them the best possible performance. The brochure is supplied subject to acknowledgment of the following conditions:

- i) The brochure is protected by Copyright and may not be copied or reproduced in any form or by any means in whole or in part without prior consent in writing by the Company.
- ii) Product specifications, usage data and advisory information may change from time to time with advances in research and field experience. The Company reserves the right to make such changes at any time without notice.
- iii) Correct usage of the Company' s products involves engineering judgements which cannot be properly made without full knowledge of all the conditions pertaining to each specific installation. The Company expressly disclaims all and any liability to any person done by any such person in reliance whether whole or partial upon the whole or any part of the contents of this brochure.
- iv) No offer to trade, nor any conditions of trading, are expressed or implied by the issue or content of this brochure.
- v) Nothing herein shall override the Company' s conditions of Sale, which may be obtained from the Registered Office or any Sales Office of the Company.
- vi) This brochure is and shall remain the property of the Company, and shall be surrendered on demand to the Company.

PVC-U Schedule 40 & 80 Fittings

QUALITY

LESSO America's plastic fittings line is renowned worldwide for its superior quality, which complies with cNSFus certifications, and the requirements of ASTM standards and CSA standards.

REFERENTIAL STANDARDS

NSF/NASI 61 Drinking Water System Components-Health Effects

NSF/NASI 14 Plastics Piping System Components and Related Materials

ASTM D 1784 Standard Specification for Rigid Poly (Viny Chloride) (PVC-U) Compounds and Chlorinated Poly (Viny Chloride) (CPVC) Compounds

ASTM D 2467 Standard Specification for Rigid Poly (Viny Chloride) (PVC-U) Plastic Pipe Fittings, Schedule 80

ASTM F 1970 Standard Specification for Special Engineered Fittings, Appurtenances or Valves for use in Poly (Viny Chloride) (PVC-U) or Chlorinated Poly (Viny Chloride) (CPVC) Systems

CSA B137.3 Rigid Polyvinylchloride (PVC-U) Pipe and Fittings for Pressure Applications.



COLUMN HEADER INFORMATION

Each product column header label identifies the following product particulars:

Part Number: the number used to order the part. PN ending with B represents it with a UPC barcode.

Size: nominal diameter of pipe with which the fitting is to be used.

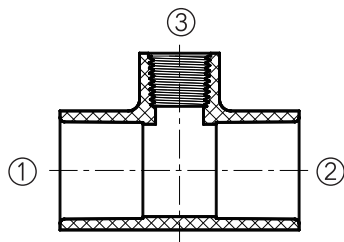
NOTE: Fittings may be same size (only one size designation) or reducing (multiple sizes designated).

Standard Pack (Std Pk) the quantity of parts packaged in an individual box or bag.

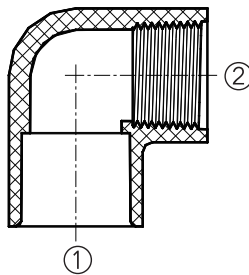
Master Carton (Mstr Ctn) the total quantity of parts contained in individual boxes or bags which are packaged together.

METHODS OF DESIGNATING INLETS OF FITTINGS

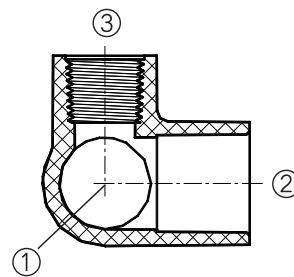
PVC-U SCHEDULE 40 FITTINGS



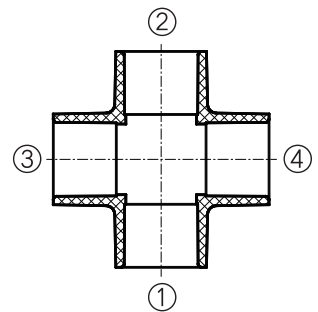
TEE



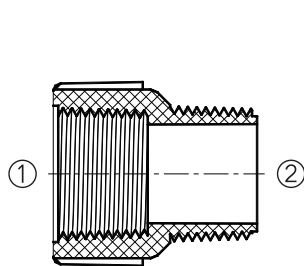
90° ELL



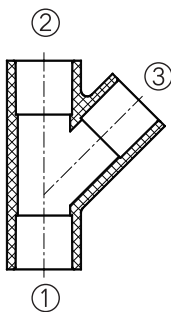
SIDE OUTLET ELL



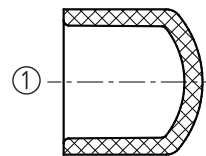
CROSS



RISER EXTENSION



WYE

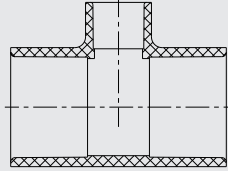


CAP

PVC-U SCHEDULE 40 FITTINGS



REDUCING TEE (SOC×SOC×SOC)

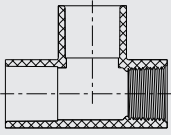


Part Number	Size (in)	Std PK	Mstr Ctn	Part Number	Size (in)	Std PK	Mstr Ctn
401-053	3/8x3/8x1/2	50	400	401-241	2x1-1/2x1-1/2	10	60
401-074	1/2x1/2x3/4	50	200	401-247	2x2x1/2	10	40
401-075	1/2x1/2x1	50	200	401-248	2x2x3/4	10	40
401-094	3/4x1/2x1/2	50	200	401-249	2x2x1	10	60
401-095	3/4x1/2x3/4	50	300	401-250	2x2x1-1/4	10	60
401-101	3/4x3/4x1/2	50	200	401-251	2x2x1-1/2	10	40
401-102	3/4x3/4x1	50	200	401-287	2-1/2x2-1/2x1/2	10	40
401-122	1x1/2x1	50	200	401-288	2-1/2x2-1/2x3/4	10	40
401-124	1x3/4x1/2	50	300	401-289	2-1/2x2-1/2x1	10	40
401-125	1x3/4x3/4	50	200	401-290	2-1/2x2-1/2x1-1/4	10	40
401-126	1x3/4x1	50	200	401-291	2-1/2x2-1/2x1-1/2	10	40
401-130	1x1x1/2	50	200	401-292	2-1/2x2-1/2x2	8	32
401-131	1x1x3/4	50	200	401-333	3x3x1/2	8	32
401-132	1x1x1-1/4	25	150	401-334	3x3x3/4	10	0
401-133	1x1x1-1/2	25	100	401-335	3x3x1	10	0
401-134	1x1x2	25	100	401-336	3x3x1-1/4	8	32
401-156	1-1/4x1x1/2	25	150	401-337	3x3x1-1/2	15	0
401-157	1-1/4x1x3/4	25	150	401-338	3x3x2	6	24
401-158	1-1/4x1x1	25	150	401-339	3x3x2-1/2	10	0
401-166	1-1/4x1-1/4x1/2	25	150	401-416	4x4x3/4	6	24
401-167	1-1/4x1-1/4x3/4	25	100	401-417	4x4x1	6	24
401-168	1-1/4x1-1/4x1	25	100	401-418	4x4x1-1/4	10	0
401-169	1-1/4x1-1/4x1-1/2	25	100	401-419	4x4x1-1/2	10	0
401-199	1-1/2x1-1/4x1/2	25	150	401-420	4x4x2	10	0
401-201	1-1/2x1-1/4x3/4	25	150	401-422	4x4x3	6	0
401-202	1-1/2x1-1/4x1	25	100	401-486	5x5x2	5	0
401-203	1-1/2x1-1/4x1-1/4	25	100	401-488	5x5x3	8	0
401-209	1-1/2x1-1/2x1/2	25	100	401-490	5x5x4	6	0
401-210	1-1/2x1-1/2x3/4	25	100	401-528	6x6x2	6	0
401-211	1-1/2x1-1/2x1	25	100	401-530	6x6x3	5	0
401-212	1-1/2x1-1/2x1-1/4	25	100	401-532	6x6x4	5	0
401-213	1-1/2x1-1/2x2	10	60	401-582	8x8x4	8	0
401-233	2x1x2	10	40	401-585	8x8x6	5	0
401-238	2x1-1/2x3/4	10	40				
401-239	2x1-1/2x1	10	60				

PVC-U SCHEDULE 40 FITTINGS

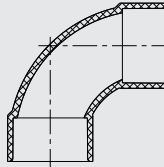


TEE (SOC×FIPT ×SOC)



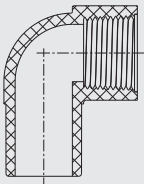
Part Number	Size (in)	Std PK	Mstr Ctn
403-005	1/2	50	300
403-007	3/4	50	300

90° SWEEP ELL (SOC×SOC)



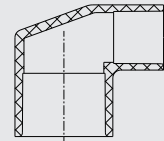
Part Number	Size (in)	Std PK	Mstr Ctn
406-015S	1-1/2	25	100
406-020S	2	15	60
406-025S	2-1/2	15	0
406-030S	3	25	0

90° STREET ELL (SPIG×FIPT)



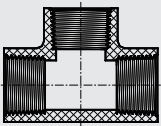
Part Number	Size (in)	Std PK	Mstr Ctn
404-005	1/2	50	400
404-007	3/4	50	300

90° REDUCING ELL (SOC×SOC)



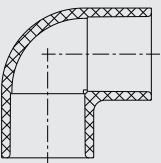
Part Number	Size (in)	Std PK	Mstr Ctn
406-053	3/8x1/2	50	400
406-101	3/4x1/2	50	300
406-130	1x1/2	50	300
406-131	1x3/4	50	300
406-166	1-1/4x1/2	25	150
406-167	1-1/4x3/4	25	150
406-168	1-1/4x1	25	150
406-209	1-1/2x1/2	25	100
406-211	1-1/2x1	25	100
406-212	1-1/2x1-1/4	25	100
406-249	2x1	10	40
406-250	2x1-1/4	10	40
406-251	2x1-1/2	10	40
406-292	2-1/2x2	10	40

TEE (FIPT×FIPT×FIPT)



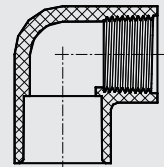
Part Number	Size (in)	Std PK	Mstr Ctn
405-005	1/2	50	300
405-007	3/4	50	200
405-010	1	50	200
405-012	1-1/4	25	150
405-015	1-1/2	25	100
405-020	2	10	60

90° ELL (SOC×SOC)



Part Number	Size (in)	Std PK	Mstr Ctn
406-003	3/8	50	600
406-005	1/2	50	400
406-007	3/4	50	200
406-010	1	50	300
406-012	1-1/4	25	150
406-015	1-1/2	25	100
406-020	2	20	80
406-025	2-1/2	10	40
406-030	3	10	0
406-040	4	8	0
406-050	5	4	0
406-060	6	3	0
406-080	8	4	0

90° ELL (SOC×FIPT)

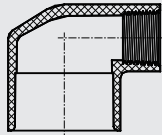


Part Number	Size (in)	Std PK	Mstr Ctn
407-005	1/2	50	400
407-007	3/4	50	200
407-010	1	50	300
407-012	1-1/4	25	150
407-015	1-1/2	25	100
407-020	2	10	40
407-025	2-1/2	9	36
407-030	3	6	24
407-040	4	7	0

PVC-U SCHEDULE 40 FITTINGS

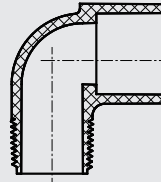


90° REDUCING ELL (SOC×FIPT)



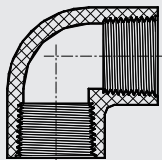
Part Number	Size (in)	Std PK	Mstr Ctn
407-053	3/8x1/2	50	400
407-074	1/2x3/4	50	300
407-101	3/4x1/2	50	300
407-130	1x1/2	50	200
407-131	1x3/4	50	300
407-168	1-1/4x1	25	100
407-211	1-1/2x1	25	100
407-212	1-1/2x1-1/4	15	60
407-249	2x1	10	40
407-250	2x1-1/4	10	40
407-251	2x1-1/2	10	40

90° STREET ELL (MIPT×SOC)



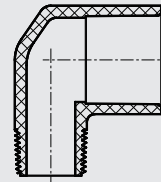
Part Number	Size (in)	Std PK	Mstr Ctn
410-005	1/2	50	400
410-007	3/4	50	200
410-010	1	50	300
410-012	1-1/4	25	100
410-015	1-1/2	25	100
410-020	2	10	40

90° ELL (FIPT×FIPT)



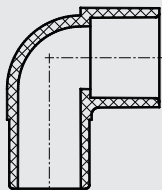
Part Number	Size (in)	Std PK	Mstr Ctn
408-005	1/2	50	400
408-007	3/4	50	300
408-010	1	50	300
408-012	1-1/4	25	150
408-015	1-1/2	35	140
408-020	2	10	60

90° REDUCING STREET ELL (MIPT×SOC)



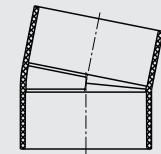
Part Number	Size (in)	Std PK	Mstr Ctn
410-101	3/4x1/2	50	300
410-102	3/4x1	50	200

90° STREET ELL (SPIG×SOC)



Part Number	Size (in)	Std PK	Mstr Ctn
409-005	1/2	50	400
409-007	3/4	50	200
409-010	1	50	300
409-012	1-1/4	25	150
409-015	1-1/2	25	100
409-020	2	10	60
409-025	2-1/2	10	40
409-030	3	15	0
409-040	4	10	0
409-060	6	5	0

11-1/4° ELL (SOC×SOC)

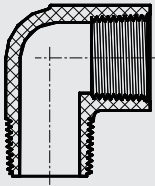


Part Number	Size (in)	Std PK	Mstr Ctn
411-100	10	4	0
411-120	12	2	0

PVC-U SCHEDULE 40 FITTINGS

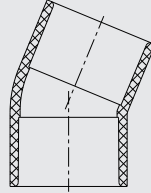


90° STREET ELL (MIPT×FIPT)



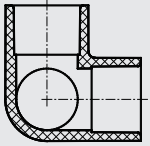
Part Number	Size (in)	Std PK	Mstr Ctn
412-005	1/2	50	400
412-007	3/4	50	300
412-010	1	50	300
412-012	1-1/4	25	100
412-015	1-1/2	25	150
412-020	2	10	40

22-1/2° ELL (SOC×SOC)



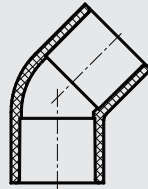
Part Number	Size (in)	Std PK	Mstr Ctn
416-015	1-1/2	20	80
416-020	2	20	120
416-025	2-1/2	10	60
416-030	3	20	0
416-040	4	12	0
416-060	6	4	0
416-100	10	4	0

SIDE OUTLET ELL (SOC×SOC×SOC)



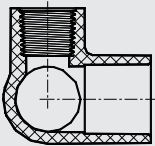
Part Number	Size (in)	Std PK	Mstr Ctn
413-005	1/2	50	300
413-007	3/4	50	300
413-010	1	25	150
413-015	1-1/2	10	60
413-020	2	10	40

45° ELL (SOC×SOC)



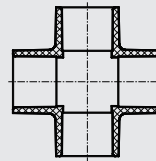
Part Number	Size (in)	Std PK	Mstr Ctn
417-005	1/2	50	400
417-007	3/4	50	200
417-010	1	50	300
417-012	1-1/4	25	150
417-015	1-1/2	25	100
417-020	2	25	100
417-025	2-1/2	10	40
417-030	3	15	0
417-040	4	4	16
417-050	5	10	0
417-060	6	5	0
417-080	8	6	0
417-100	10	4	0

SIDE OUTLET ELL (SOC×SOC×FIPT)



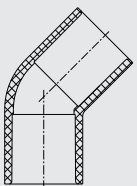
Part Number	Size (in)	Std PK	Mstr Ctn
414-005	1/2	50	300
414-007	3/4	50	300
414-101	3/4x3/4x1/2	50	200
414-010	1	20	80
414-130	1x1x1/2	50	200

CROSS (SOC×SOC×SOC×SOC)



Part Number	Size (in)	Std PK	Mstr Ctn
420-005	1/2	50	200
420-007	3/4	50	200
420-010	1	25	100
420-012	1-1/4	50	0
420-015	1-1/2	25	0
420-020	2	8	32
420-025	2-1/2	10	0
420-030	3	6	0
420-040	4	6	0
420-060	6	2	0

DEEP SOCKET 45° ELL (SOC×SOC)

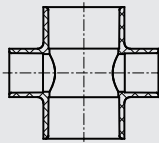


Part Number	Size (in)	Std PK	Mstr Ctn
417-020DS	2	20	80
417-025DS	2-1/2		
417-030DS	3	25	0

PVC-U SCHEDULE 40 FITTINGS

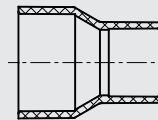


REDUCING CROSS (SOC×SOC×SOC×SOC)



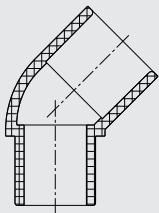
Part Number	Size (in)	Std PK	Mstr Ctn
420-101	3/4x3/4x1/2x1/2	50	300
420-249	2x2x1x1	10	40
420-251	2x2x1-1/2x1-1/2	10	40
420-335	3x3x1x1	18	0
420-337	3x3x1-1/2x1-1/2	15	0
420-338	3x3x2x2	12	0
420-419	4x4x1-1/2x1-1/2	8	0
420-420	4x4x2x2	6	0
420-422	4x4x3x3	5	0
420-528	6x6x2x2	3	0
420-532	6x6x4x4	2	0

REDUCING COUPLING (SOC×SOC)



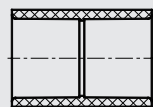
Part Number	Size (in)	Std PK	Mstr Ctn
429-101	3/4x1/2	50	400
429-130	1x1/2	25	300
429-131	1x3/4	50	300
429-166	1-1/4x1/2	25	150
429-167	1-1/4x3/4	25	150
429-168	1-1/4x1	25	150
429-209	1-1/2x1/2	25	150
429-210	1-1/2x3/4	25	150
429-211	1-1/2x1	25	100
429-212	1-1/2x1-1/4	25	100
429-247	2x1/2	10	80
429-248	2x3/4	10	80
429-249	2x1	25	150
429-250	2x1-1/4	10	80
429-251	2x1-1/2	10	80
429-291	2-1/2x1-1/2	10	40
429-292	2-1/2x2	10	40
429-338	3x2	8	32
429-340	3x2-1/2	8	32
429-420	4x2	4	16
429-421	4x2-1/2	6	24
429-422	4x3	4	16
429-528	6x2	10	0
429-530	6x3	15	0
429-532	6x4	5	0
429-582	8x4	12	0
429-585	8x6	12	0
429-626	10x6	8	0
429-628	10x8	8	0
429-668	12x8	3	0
429-670	12x10	3	0

45° STREET ELL (SPIG×SOC)



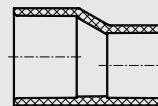
Part Number	Size (in)	Std PK	Mstr Ctn
427-005	1/2	50	600
427-007	3/4	50	200
427-010	1	50	200
427-012	1-1/4	25	100
427-015	1-1/2	25	150
427-020	2	25	100
427-025	2-1/2	10	40
427-030	3	5	30
427-040	4	20	0
427-060	6	8	0
427-080	8	6	0
427-100	10	4	0

COUPLING (SOC×SOC)



Part Number	Size (in)	Std PK	Mstr Ctn
429-003	3/8	50	600
429-005	1/2	50	600
429-007	3/4	100	400
429-010	1	50	200
429-012	1-1/4	25	150
429-015	1-1/2	25	100
429-020	2	25	100
429-025	2-1/2	12	72
429-030	3	10	40
429-040	4	6	24
429-050	5	15	0
429-060	6	6	0
429-080	8	8	0
429-100	10	8	0
429-120	12	2	0

ECCENTRIC REDUCER COUPLING (SOC×SOC)

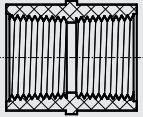


Part Number	Size (in)	Std PK	Mstr Ctn
429-168E	1-1/4x1	25	150
429-212E	1-1/2x1-1/4	25	100
429-251E	2x1-1/2	10	80
429-292E	2-1/2x2	10	60
429-338E	3x2	9	36
429-420E	4x2	15	0
429-421E	4x2-1/2	6	24
429-422E	4x3	12	0
429-528E	6x2	3	0
429-530E	6x3	3	0
429-532E	6x4	5	0

PVC-U SCHEDULE 40 FITTINGS

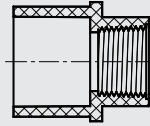


COUPLING (FIPT×FIPT)



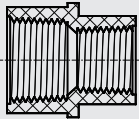
Part Number	Size (in)	Std PK	Mstr Ctn
430-005	1/2	50	600
430-007	3/4	50	400
430-010	1	50	200
430-012	1-1/4	10	120
430-020	2	10	80

REDUCING FEMALE ADAPTER (SOC×FIPT)



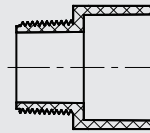
Part Number	Size (in)	Std PK	Mstr Ctn
435-072	1/2x1/4	50	600
435-073	1/2x3/8	50	600
435-074	1/2x3/4	100	600
435-101	3/4x1/2	50	400
435-102	3/4x1	25	200
435-130	1x1/2	50	200
435-131	1x3/4	50	200
435-133	1x1-1/2	25	150
435-168	1-1/4x1	25	100

REDUCING COUPLING (FIPT×FIPT)



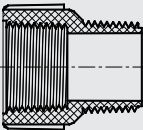
Part Number	Size (in)	Std PK	Mstr Ctn
430-101	3/4x1/2	50	400
430-131	1x3/4	50	300

MALE ADAPTER (MIPT×SOC)



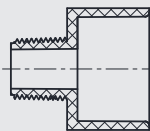
Part Number	Size (in)	Std PK	Mstr Ctn
436-003	3/8	50	600
436-005	1/2	50	600
436-007	3/4	50	400
436-010	1	50	200
436-012	1-1/4	25	150
436-015	1-1/2	25	100
436-020	2	25	100
436-025	2-1/2	10	40
436-030	3	10	60
436-040	4	4	16
436-060	6	6	0

RISER EXTENSION (FIPT×MIPT)



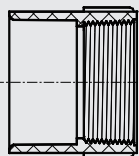
Part Number	Size (in)	Std PK	Mstr Ctn
434-005	1/2	50	600
434-007	3/4	50	400

REDUCING MALE ADAPTER (MIPT×SOC)



Part Number	Size (in)	Std PK	Mstr Ctn
436-053	3/8x1/2	50	600
436-073	1/2x3/8	50	600
436-074	1/2x3/4	50	400
436-075	1/2x1	40	240
436-101	3/4x1/2	50	600
436-102	3/4x1	50	300
436-131	1x3/4	50	400
436-132	1x1-1/4	50	300
436-133	1x1-1/2	50	300
436-168	1-1/4x1	25	200
436-169	1-1/4x1-1/2	25	150
436-212	1-1/2x1-1/4	25	100
436-213	1-1/2x2	25	100
436-251	2x1-1/2	10	80
436-252	2x2-1/2	10	40
436-253	2x3	10	60
436-342	3x4	5	30

FEMALE ADAPTER (SOC×FIPT)

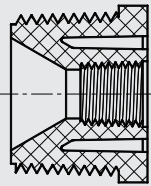


Part Number	Size (in)	Std PK	Mstr Ctn
435-003	3/8	100	1200
435-005	1/2	50	600
435-007	3/4	50	400
435-010	1	50	200
435-012	1-1/4	25	100
435-015	1-1/2	25	100
435-020	2	10	80
435-025	2-1/2	10	40
435-030	3	10	40
435-040	4	6	36

PVC-U SCHEDULE 40 FITTINGS

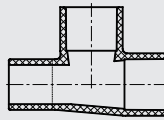


REDUCING T.T. BUSHING FLUSH STYLE (MIPT×FIPT)



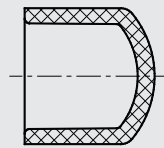
Part Number	Size (in)	Std PK	Mstr Ctn
439-052	3/8x1/4	50	600
439-072	1/2x1/4	150	1800
439-073	1/2x3/8	50	600
439-098	3/4x1/4	50	600
439-099	3/4x3/8	50	600
439-101	3/4x1/2	50	600
439-128	1x1/4	25	300
439-130	1x1/2	50	600
439-131	1x3/4	50	600
439-166	1-1/4x1/2	25	300
439-167	1-1/4x3/4	25	300
439-168	1-1/4x1	25	300
439-198	1-1/2x2	40	240
439-209	1-1/2x1/2	25	200
439-210	1-1/2x3/4	25	200
439-211	1-1/2x1	25	200
439-212	1-1/2x1-1/4	25	200
439-248	2x3/4	10	120
439-249	2x1	10	120
439-250	2x1-1/4	10	120
439-251	2x1-1/2	10	120
439-292	2-1/2x2	10	60
439-338	3x2	10	60
439-422	4x3	6	24

STREET TEE (SPIG×SOC×SOC)



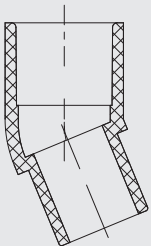
Part Number	Size (in)	Std PK	Mstr Ctn
444-005	1/2	25	200
444-007	3/4	15	120
444-010	1	15	90
444-012	1-1/4	10	40
444-015	1-1/2	10	40
444-020	2	10	40

CAP (SOC)



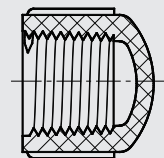
Part Number	Size (in)	Std PK	Mstr Ctn
447-003	3/8	100	1200
447-005	1/2	100	1200
447-007	3/4	50	600
447-010	1	50	300
447-012	1-1/4	25	150
447-015	1-1/2	25	150
447-020	2	10	80
447-025	2-1/2	10	60
447-030	3	10	40
447-040	4	6	24
447-050	5	6	24
447-060	6	8	0
447-080	8	12	0
447-100	10	12	0
447-120	12	6	0

22-1/2° STREET ELL(SPIG×SOC)



Part Number	Size (in)	Std PK	Mstr Ctn
442-005	1/2	50	600
442-007	3/4	50	300
442-010	1	50	200
442-012	1-1/4	25	100
442-015	1-1/2	30	120
442-020	2	20	80
442-025	2-1/2	10	60
442-030	3	5	30
442-040	4	4	16
442-060	6	5	0

CAP (FIPT)

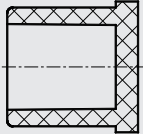


Part Number	Size (in)	Std PK	Mstr Ctn
448-003	3/8	100	1200
448-005	1/2	100	1200
448-007	3/4	50	600
448-010	1	50	400
448-012	1-1/4	25	200
448-015	1-1/2	25	150
448-020	2	10	120
448-025	2-1/2	10	60
448-030	3	10	40
448-040	4	6	36
448-060	6	13	0

PVC-U SCHEDULE 40 FITTINGS

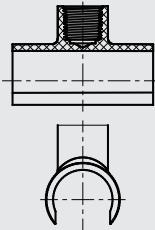


PLUG (SPIG)



Part Number	Size (in)	Std PK	Mstr Ctn
449-003	3/8	150	1800
449-005	1/2	100	1200
449-007	3/4	50	600
449-010	1	50	400
449-012	1-1/4	25	200
449-015	1-1/2	25	150
449-020	2	10	120
449-025	2-1/2	10	60
449-030	3	10	40
449-040	4	6	24
449-060	6	8	0

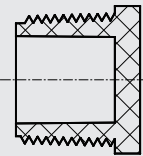
SNAP-ON SADDLE (IPS O.D.×FIPT)



Part Number	Size (in)	Std PK	Mstr Ctn
464-007	3/4	25	200
464-101	3/4x1/2	50	200
464-130	1x1/2	25	150
464-131	1x3/4		

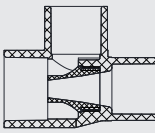
Non-Pressure Rated
NSF Not Available

PLUG (MIPT)



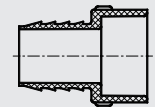
Part Number	Size (in)	Std PK	Mstr Ctn
450-003	3/8	100	1200
450-005	1/2	150	1800
450-007	3/4	100	1200
450-010	1	50	400
450-012	1-1/4	25	300
450-015	1-1/2	25	200
450-020	2	10	120
450-025	2-1/2	10	60
450-030	3	10	40
450-040	4	6	24
450-060	6	4	16

VENTURIED TEE (SOC×SOC(SPIG)×SOC(SPIG))



Part Number	Size (in)	Std PK	Mstr Ctn
473-210	1-1/2x1-1/2(2)x3/4(1)	30	120
473-825	1x3/4(1)x3/4(1)	40	240

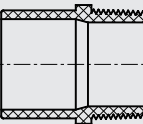
INSERT ADAPTER (INSERT×SOC)



Part Number	Size (in)	Std PK	Mstr Ctn
474-007	3/4	50	400
474-010	1	25	200
474-015	1-1/2	25	100
474-020	2	20	80

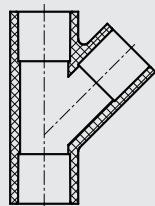
ASTM D 2609 ASTM D 2466
NSF Not Available

MALE ADAPTER (TAKE OFF) (SPIG×MIPT)



Part Number	Size (in)	Std PK	Mstr Ctn
461-005	1/2	50	600
461-007	3/4	50	400
461-010	1	50	300
461-015	1-1/2	25	100
461-020	2	25	100

WYE (SOC×SOC×SOC)



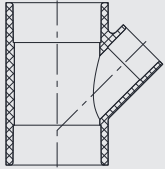
Part Number	Size (in)	Std PK	Mstr Ctn
475-005	1/2	25	150
475-007	3/4	20	80
475-010	1	20	120
475-012	1-1/4	20	80
475-015	1-1/2	15	60
475-020	2	10	40
475-025	2-1/2	3	12
475-030	3	6	0
475-040	4	5	0
475-060	6	2	0

Pressure Rating
1/2" - 2" 235psi @73°F(23°C)
2-1/2" - 6" 150psi @73°F(23°C)

PVC-U SCHEDULE 40 FITTINGS



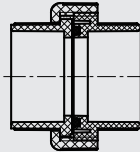
REDUCING WYE (SOC×SOC×SOC)



Part Number	Size (in)	Std PK	Mstr Ctn
475-101	3/4x3/4x1/2	20	120
475-131	1x1x3/4	20	80
475-210	1-1/2x1-1/2x3/4	20	80
475-211	1-1/2x1-1/2x1	20	80
475-212	1-1/2x1-1/2x1-1/4	15	60
475-251	2x2x1-1/2	10	40
475-292	2-1/2x2-1/2x2	4	24
475-338	3x3x2	10	0
475-339	3x3x2-1/2	8	0
475-420	4x4x2	5	0
475-422	4x4x3	5	0
475-528	6x6x2	5	0
475-530	6x6x3	5	0
475-532	6x6x4	3	0

Pressure Rating
1-1/2" - 2" 235psi @73°F(23°C)
2-1/2" - 6" 150psi @73°F(23°C)

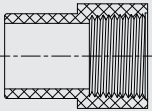
UNION W/O-RING SEAL (SOC×SOC)



Part Number	Size (in)	Std PK	Mstr Ctn
497-005	1/2	20	240
497-007	3/4	10	120
497-010	1	10	80
497-012	1-1/4	8	64
497-015	1-1/2	10	40
497-020	2	5	30

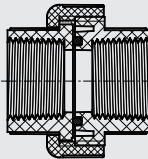
Pressure Rating 150psi @73°F(23°C)

SPIGOT FEMALE ADAPTER (SPIG X FIPT)



Part Number	Size (in)	Std PK	Mstr Ctn
478-005	1/2	50	600
478-007	3/4	25	300
478-010	1	40	240
478-012	1-1/4	30	120
478-015	1-1/2	30	120
478-020	2	25	100

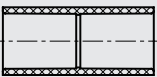
UNION W/O-RING SEAL (FIPT×FIPT)



Part Number	Size (in)	Std PK	Mstr Ctn
498-005	1/2	20	240
498-007	3/4	10	120
498-010	1	10	80
498-012	1-1/4	8	64
498-015	1-1/2	15	60
498-020	2	5	30

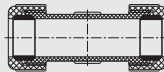
Pressure Rating 150psi @73°F(23°C)

DEEP SOCKET COUPLING (SOC×SOC)



Part Number	Size (in)	Std PK	Mstr Ctn
479-005	1/2	50	400
479-007	3/4	50	300
479-010	1	50	300
479-012	1-1/4	50	200
479-015	1-1/2	30	120
479-020	2	60	0
479-025	2-1/2	25	0
479-030	3	20	0
479-040	4	10	0
479-060	6	5	0

COMPRESSION COUPLING(GASKET×GASKET)



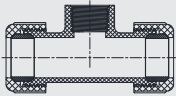
Part Number	Size (in)	Std PK	Mstr Ctn
IR90-05	1/2	30	120
IR90-07	3/4	30	180
IR90-10	1	10	40
IR90-12	1-1/4	15	60
IR90-15	1-1/2	10	40
IR90-20	2	6	24
IR90-25	2-1/2	15	0
IR90-30	3	7	0
IR90-40	4	10	0
IR90-60	6	3	0

Pressure Rating 200psi @73°F(23°C)

PVC-U SCHEDULE 40 FITTINGS



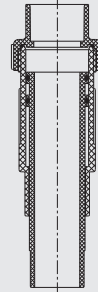
COMPRESSION TEE (GASKET×GASKET×FIPT)



Part Number	Size (in)	Std PK	Mstr Ctn
IR91-05	1/2	30	180
IR91-07	3/4	25	150
IR91-10	1	10	40

Pressure Rating 200psi @73°F(23°C)

EXPAND REPAIR COUPLING (SOC×SPIG)



Part Number	Size (in)	Std PK	Mstr Ctn
FSF-050	1/2	25	100
FSF-075	3/4	20	80
FSF-100	1	10	40
FSF-125	1-1/4	6	24
FSF-150	1-1/2	6	24
FSF-200	2	18	0
FSF-250	2-1/2	20	0
FSF-300	3	6	0
FSF-400	4	7	0
FSF-600	6	2	0

Pressure Rating:

1/2" -2" 235psi @73°F(23°C)

2-1/2 -4" 200psi @73°F(23°C)

6" 150psi @73°F(23°C)

Fitting Terms and Abbreviations:

ELL: Elbow

SOC: Solvent Weld Socket

SPIG: Spigot End (pipe O.D. size)

MIPT: Male Iron Pipe Thread

FIPT: Female Iron Pipe Thread

INSERT: Barbed Insert End

GASKET: Elastomer Gasket Sealed Connection

IPS O.D.: Iron Pipe Size Outside Diameter

W/: with

Note: part of item aren't listed in UPC certification

COLUMN HEADER INFORMATION

Each product column header label identifies the following product particulars:

Part Number: the number used to order the part. PN ending with B represents it with a UPC barcode.

Size: nominal diameter of pipe with which the fitting is to be used.

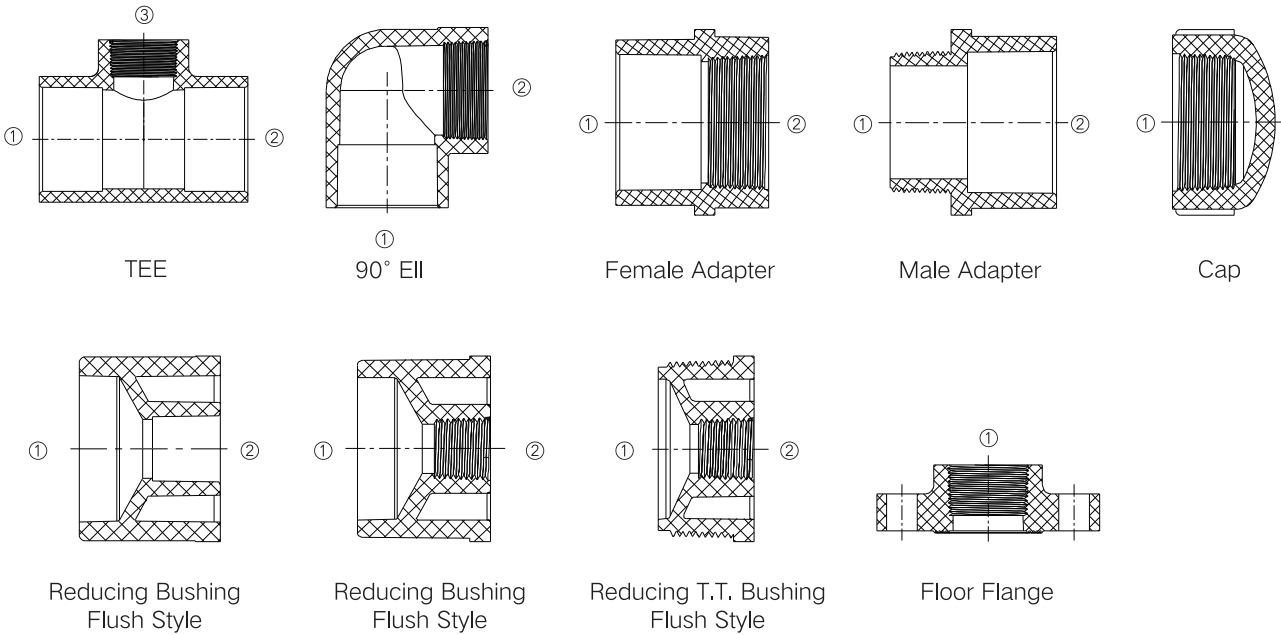
NOTE: Fittings may be same size (only one size designation) or reducing (multiple sizes designated).

Standard Pack (Std Pk) the quantity of parts packaged in an individual box or bag.

Master Carton (Mstr Ctn) the total quantity of parts contained in individual boxes or bags which are packaged together.

METHODS OF DESIGNATING INLETS OF FITTINGS

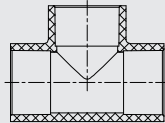
PVC-U SCHEDULE 80 FITTINGS



PVC-U SCHEDULE 80 FITTINGS

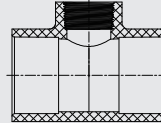


TEE (SOC×SOC×SOC)



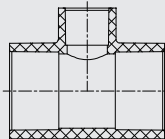
Part Number	Size (in)	Std PK	Mstr Ctn
801-002	1/4	50	600
801-005	1/2	25	200
801-007	3/4	15	120
801-010	1	20	80
801-012	1-1/4	10	40
801-015	1-1/2	5	30
801-020	2	5	20
801-025	2-1/2	10	0
801-030	3	5	0
801-040	4	5	0
801-060	6	2	0
801-080	8	5	0

REDUCING TEE (SOC×SOC×FIPT)



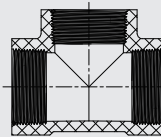
Part Number	Size (in)	Std PK	Mstr Ctn
802-251	2x2x1-1/2	10	40
802-291	2-1/2x2-1/2x1-1/2	10	40

REDUCING TEE (SOC×SOC×SOC)



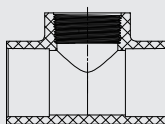
Part Number	Size (in)	Std PK	Mstr Ctn
801-101	3/4x3/4x1/2	15	120
801-130	1x1x1/2	15	90
801-131	1x1x3/4	15	90
801-168	1-1/4x1-1/4x1	15	60
801-210	1-1/2x1-1/2x3/4		
801-211	1-1/2x1-1/2x1		
801-247	2x2x1/2	10	60
801-248	2x2x3/4	10	60
801-249	2x2x1	10	60
801-250	2x2x1-1/4	10	40
801-251	2x2x1-1/2	10	40
801-290	2-1/2x2-1/2x1-1/4	10	40
801-291	2-1/2x2-1/2x1-1/2	9	36
801-292	2-1/2x2-1/2x2	36	0
801-337	3x3x1-1/2	10	0
801-338	3x3x2	10	0
801-420	4x4x2	5	0
801-422	4x4x3	5	0
801-530	6x6x3	3	0
801-532	6x6x4	4	0
801-585	8x8x6	5	0

TEE (FIPT×FIPT×FIPT)



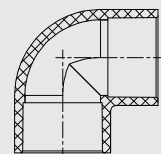
Part Number	Size (in)	Std PK	Mstr Ctn
805-002	1/4	50	600
805-003	3/8	50	400
805-005	1/2	20	240
805-007	3/4	20	160
805-010	1	15	90
805-012	1-1/4	10	40
805-015	1-1/2	10	40
805-020	2	10	40
805-025	2-1/2	5	20
805-030	3	6	0
805-040	4	5	0

TEE (SOC×SOC×FIPT)



Part Number	Size (in)	Std PK	Mstr Ctn
802-005	1/2	20	120
802-007	3/4	20	120
802-010	1	15	60
802-015	1-1/2	10	40
802-020	2	5	20

90° EII (SOC×SOC)

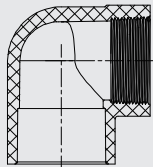


Part Number	Size (in)	Std PK	Mstr Ctn
806-002	1/4	50	600
806-003	3/8	20	240
806-005	1/2	25	300
806-007	3/4	20	160
806-010	1	25	100
806-012	1-1/4	10	60
806-015	1-1/2	15	60
806-020	2	8	32
806-025	2-1/2	5	30
806-030	3	5	20
806-040	4	5	0
806-060	6	4	0
806-080	8	4	0

PVC-U SCHEDULE 80 FITTINGS

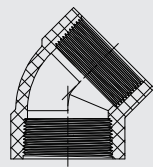


90° EII (SOC×FIPT)



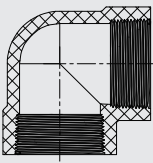
Part Number	Size (in)	Std PK	Mstr Ctn
807-005	1/2	20	240
807-007	3/4	25	200
807-010	1	25	100
807-012	1-1/4	10	60
807-015	1-1/2	10	40
807-020	2	15	60

45° EII (FIPT×FIPT)



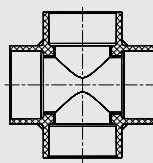
Part Number	Size (in)	Std PK	Mstr Ctn
819-005	1/2	30	360
819-007	3/4	20	240
819-010	1	10	120
819-012	1-1/4	10	80
819-015	1-1/2	10	60
819-020	2	10	40
819-025	2-1/2	8	48
819-030	3	6	24
819-040	4	8	0

90° EII (FIPT×FIPT)



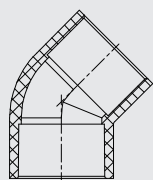
Part Number	Size (in)	Std PK	Mstr Ctn
808-002	1/4	50	600
808-003	3/8	50	600
808-005	1/2	20	240
808-007	3/4	25	200
808-010	1	15	90
808-012	1-1/4	10	60
808-015	1-1/2	10	40
808-020	2	10	60
808-025	2-1/2	6	36
808-030	3	5	20
808-040	4	20	0

Cross (SOC×SOC×SOC×SOC)



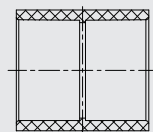
Part Number	Size (in)	Std PK	Mstr Ctn
820-030	3	15	0
820-040	4	3	0

45° EII (SOC×SOC)



Part Number	Size (in)	Std PK	Mstr Ctn
817-002	1/4	50	600
817-003	3/8	25	300
817-005	1/2	30	360
817-007	3/4	20	240
817-010	1	20	120
817-012	1-1/4	15	90
817-015	1-1/2	10	60
817-020	2	10	40
817-025	2-1/2	60	0
817-030	3	16	0
817-040	4	9	0
817-060	6	2	0

COUPLING (SOC×SOC)

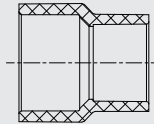


Part Number	Size (in)	Std PK	Mstr Ctn
829-002	1/4	50	600
829-005	1/2	35	420
829-007	3/4	25	300
829-010	1	25	150
829-012	1-1/4	10	80
829-015	1-1/2	10	80
829-020	2	10	60
829-025	2-1/2	10	60
829-030	3	25	0
829-040	4	12	0
829-060	6	4	0
829-080	8	6	0
829-100	10	8	0
829-120	12	1	0

PVC-U SCHEDULE 80 FITTINGS

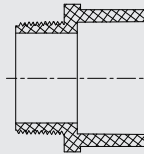


REDUCING COUPLING (SOC×SOC)



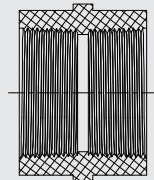
Part Number	Size (in)	Std PK	Mstr Ctn
829-101	3/4x1/2	50	300
829-130	1x1/2	25	150
829-131	1x3/4	25	150
829-166	1-1/4x1/2	25	150
829-167	1-1/4x3/4	25	150
829-168	1-1/4x1	35	140
829-210	1-1/2x3/4	25	100
829-211	1-1/2x1	20	80
829-212	1-1/2x1-1/4	20	80
829-251	2x1-1/2	20	120
829-338	3x2	5	20
829-422	4x3	10	40
829-532	6x4	4	0
829-585	8x6	4	0

MALE ADAPTER (MIPT×SOC)



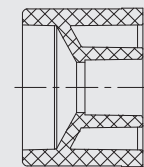
Part Number	Size (in)	Std PK	Mstr Ctn
836-005	1/2	25	300
836-007	3/4	25	300
836-010	1	20	160
836-012	1-1/4	10	120
836-015	1-1/2	10	60
836-020	2	10	60
836-025	2-1/2	6	36
836-030	3	8	48
836-040	4	4	16

COUPLING (FIPT×FIPT)



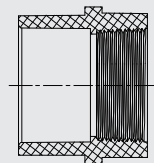
Part Number	Size (in)	Std PK	Mstr Ctn
830-002	1/4	50	600
830-005	1/2	25	300
830-007	3/4	25	300
830-010	1	15	180
830-012	1-1/4	10	120
830-015	1-1/2	10	80
830-020	2	10	60
830-025	2-1/2	5	20
830-030	3	5	20
830-040	4	8	32

REDUCING BUSHING FLUSH STYLE (SPIG×SOC)



Part Number	Size (in)	Std PK	Mstr Ctn
837-052	3/8x1/4	100	1200
837-072	1/2x1/4	100	1200
837-073	1/2x3/8	50	600
837-101	3/4x1/2	50	600
837-130	1x1/2	50	400
837-131	1x3/4	50	400
837-166	1-1/4x1/2	50	300
837-167	1-1/4x3/4	50	300
837-168	1-1/4x1	25	200
837-209	1-1/2x1/2	30	180
837-210	1-1/2x3/4	30	180
837-211	1-1/2x1	25	150
837-212	1-1/2x1-1/4	25	150
837-247	2x1/2	25	150
837-248	2x3/4	10	120
837-249	2x1	10	120
837-250	2x1-1/4	10	120
837-251	2x1-1/2	10	120
837-289	2-1/2x1	10	60
837-290	2-1/2x1-1/4	10	60
837-291	2-1/2x1-1/2	10	60
837-292	2-1/2x2	10	60
837-335	3x1	10	40
837-337	3x1-1/2	10	40
837-338	3x2	10	40
837-339	3x2-1/2	10	40
837-420	4x2	6	24
837-421	4x2-1/2	6	24
837-422	4x3"	6	24
837-528	6x2	9	0
837-530	6x3	6	0
837-532	6x4	9	0
837-585	8x6	16	0
837-626	10x6	16	0
837-628	10x8	16	0

FEMALE ADAPTER (SOC×FIPT)

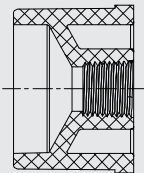


Part Number	Size (in)	Std PK	Mstr Ctn
835-002	1/4	50	600
835-005	1/2	30	360
835-007	3/4	30	240
835-010	1	25	150
835-012	1-1/4	10	120
835-015	1-1/2	10	80
835-020	2	15	60
835-025	2-1/2	5	30
835-030	3	7	42
835-040	4	5	20

PVC-U SCHEDULE 80 FITTINGS

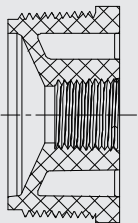


REDUCING BUSHING FLUSH STYLE (SPIG×FIPT)



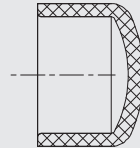
Part Number	Size (in)	Std PK	Mstr Ctn
838-052	3/8x1/4	100	1200
838-072	1/2x1/4	100	1200
838-101	3/4x1/2	50	600
838-130	1x1/2	50	400
838-131	1x3/4	50	400
838-166	1-1/4x1/2	25	300
838-167	1-1/4x3/4	20	240
838-168	1-1/4x1	25	200
838-209	1-1/2x1/2	30	180
838-210	1-1/2x3/4	25	150
838-211	1-1/2x1	25	150
838-212	1-1/2x1-1/4	25	150
838-247	2x1/2	10	120
838-248	2x3/4	10	120
838-249	2x1	10	120
838-250	2x1-1/4	10	120
838-251	2x1-1/2	10	120
838-292	2-1/2x2	10	60
838-338	3x2	10	40
838-339	3x2-1/2	10	40
838-420	4x2	6	24
838-422	4x3	6	24
838-532	6x4	6	0

REDUCING T.T. BUSHING FLUSH STYLE (MIPT×FIPT)



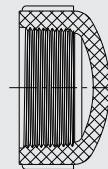
Part Number	Size (in)	Std PK	Mstr Ctn
839-072	1/2x1/4	100	1200
839-073	1/2x3/8	100	1200
839-098	3/4x1/4	100	1200
839-099	3/4x3/8	100	1200
839-101	3/4x1/2	50	600
839-129	1x3/8	50	600
839-130	1x1/2	50	600
839-131	1x3/4	50	600
839-166	1-1/4x1/2	35	420
839-167	1-1/4x3/4	25	300
839-168	1-1/4x1	25	300
839-210	1-1/2x3/4	25	200
839-211	1-1/2x1	25	200
839-212	1-1/2x1-1/4	25	150
839-247	2x1/2	10	120
839-292	2-1/2x2	10	60

CAP (SOC)



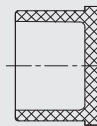
Part Number	Size (in)	Std PK	Mstr Ctn
847-002	1/4	100	1200
847-003	3/8	50	600
847-005	1/2	65	780
847-007	3/4	40	480
847-010	1	20	240
847-012	1-1/4	10	120
847-015	1-1/2	10	120
847-020	2	10	80
847-025	2-1/2	15	60
847-030	3	5	20
847-040	4	5	20
847-060	6	4	0
847-080	8	12	0

CAP (FIPT)



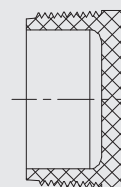
Part Number	Size (in)	Std PK	Mstr Ctn
848-002	1/4	100	1200
848-003	3/8	50	600
848-005	1/2	50	600
848-007	3/4	40	480
848-010	1	20	240
848-012	1-1/4	10	120
848-015	1-1/2	10	60
848-020	2	10	60
848-025	2-1/2	10	60
848-030	3	8	32
848-040	4	5	20

PLUG (SPIG)



Part Number	Size (in)	Std PK	Mstr Ctn
849-010	1	50	300
849-020	2	10	120

PLUG (MIPT)



Part Number	Size (in)	Std PK	Mstr Ctn
850-002	1/4	100	1200
850-003	3/8	100	1200
850-005	1/2	150	1800
850-007	3/4	100	1200
850-010	1	50	600
850-012	1-1/4	30	360
850-015	1-1/2	10	120
850-020	2	10	120
850-025	2-1/2	10	60
850-030	3	10	60
850-040	4	8	32

PVC-U SCHEDULE 80 FITTINGS

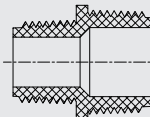


FLANGE ONE PIECE (SOC)



Part Number	Size (in)	Std PK	Mstr Ctn
851-025	2-1/2	15	0
851-030	3	12	0
Pressure Rating 150psi @73°F(23°C)			

REDUCING NIPPLE (MIPTxMIPT)



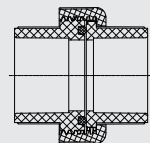
Part Number	Size (in)	Std PK	Mstr Ctn
882-101	3/4x1/2	50	600
Pressure Rating 150psi @73°F(23°C)			

FLOOR FLANGE (FIPT)



Part Number	Size (in)	Std PK	Mstr Ctn
852-005	1/2	20	120
852-007	3/4	25	150
852-010	1	15	60
852-012	1-1/4	15	60
Pressure Rating 150psi @73°F(23°C)			

UNION W/O-RING SEAL (SOCxSOC)



Part Number	Size (in)	Std PK	Mstr Ctn
897-002	1/4	25	300
897-005	1/2	10	120
897-007	3/4	20	120
897-010	1	10	80
897-012	1-1/4	10	40
897-015	1-1/2	5	30
897-020	2	10	40
897-030	3	5	20

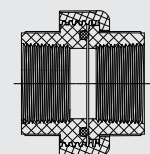
PVC-U Fittings rated as 235psi at 23°C

BLIND FLANGE



Part Number	Size (in)	Std PK	Mstr Ctn
853-025	2-1/2	25	0
853-030	3	20	0
Pressure Rating 150psi @73°F(23°C)			

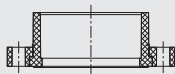
UNION W/O-RING SEAL (FIPTxFIPT)



Part Number	Size (in)	Std PK	Mstr Ctn
898-005	1/2	20	160
898-007	3/4	20	120
898-010	1	10	80
898-012	1-1/4	10	60
898-015	1-1/2	10	40

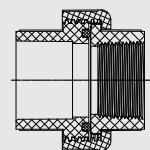
PVC-U Fittings rated as 235psi at 23°C

VANSTONE FLANGE



Part Number	Size (in)	Std PK	Mstr Ctn
854-005	1/2	35	140
854-007	3/4	25	100
854-010	1	20	80
854-012	1-1/4	15	60
854-015	1-1/2"	10	40
854-020	2"	32	0
854-025	2-1/2"	18	0
854-030	3	13	0
854-040	4	6	0
854-060	6	6	0
854-080	8	6	0

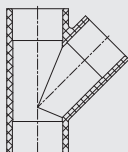
UNION W/O-RING SEAL (SOCxFIPT)



Part Number	Size (in)	Std PK	Mstr Ctn
899-005	1/2	20	160
899-007	3/4	20	120
899-010	1	10	80
899-012	1-1/4	15	60
899-015	1-1/2	10	40
899-020	2	5	30

Pressure Rating 235psi @73°F(23°C)

WYE (SOC X SOC X SOC)



Part Number	Size (in)	Std PK	Mstr Ctn
875-020	2	18	0
875-040	4	3	0
875-060	6	2	0

Pressure Rating:
2" 235psi @73°F(23°C)
4"、6"150psi @73°F(23°C)



TRUSTED PIPE WORK FOR LIFE



Lesso Malaysia Industries Sdn Bhd

202001023994 (1380314-K)

Lot 10072 Persiaran Mahagoni Utama 2, Seksyen 4,
Bandar Utama Batang Kali, 44300 Batang Kali
Selangor Darul Ehsan, Malaysia.

T : +603 - 6063 6888 (General)

+603 - 6057 0680. (Sales)

F : +603 6057 0680

E : sales@paling.com.my

Website: www.paling.com.my

Distributed by:

KEKALBOLEH SDN BHD

(199901021248/496148-K)

Lot No. 7, Lorong Perindustrian Kolombong Jaya,

Pusat Perindustrian Kolombong Jaya,

Mile 5.5, Jalan Kolombong,

88450 Kota Kinabalu, Sabah.

Tel/WhatsApp: 088-385555 / 013-8867570

Website: kekalboleh.com