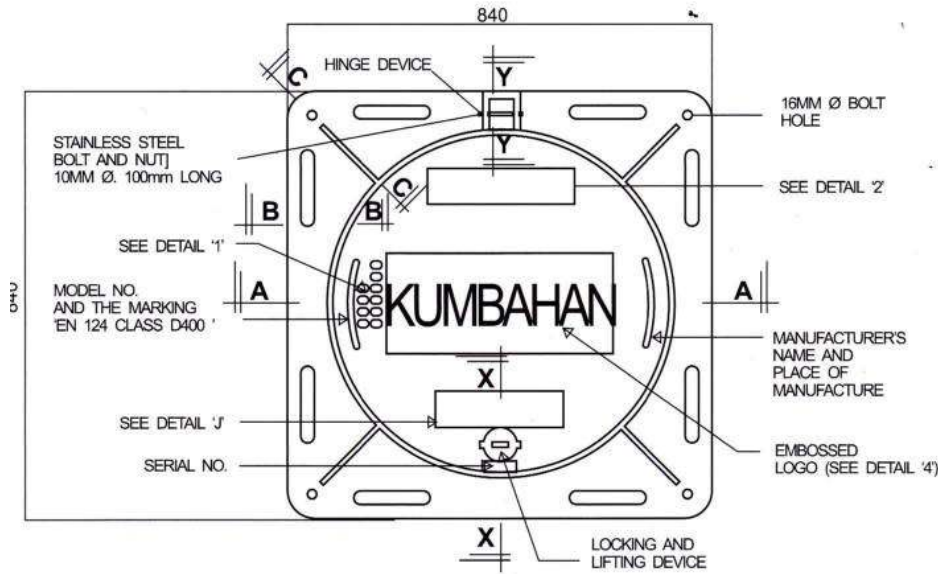



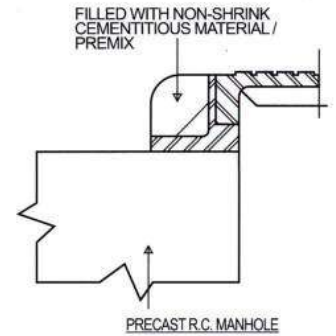
# PLAN TYPICAL DETAILS OF HEAVY DUTY D.I. MANHOLE COVER AND FRAME



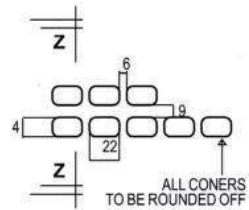
## SECTION A-A TYPICAL SECTION OF HEAVY DUTY D.I. MANHOLE COVER AND FRAME



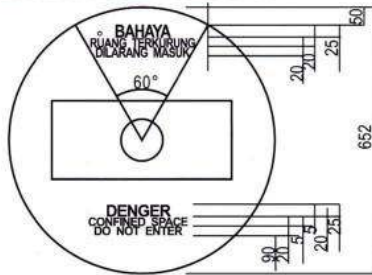
## SECTION B-B



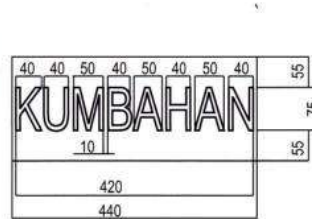
## DETAIL '1' TYPICAL SURFACE DETAIL



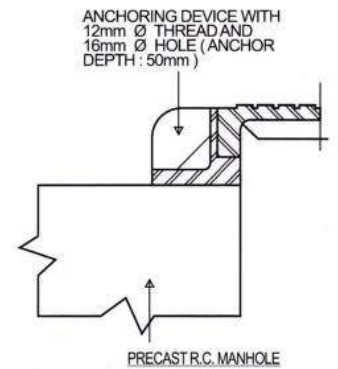
## DETAIL '2' & '3': EMBOSSED DESIGN



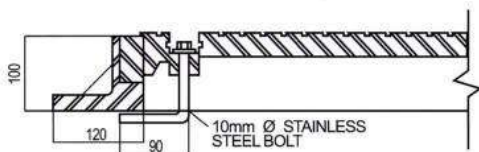
## DETAIL '4' EMBOSSED LOGO



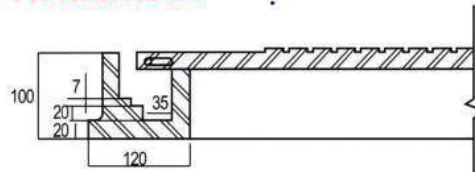
## SECTION C-C



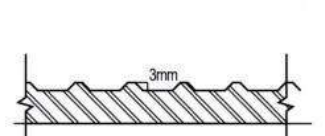
## SECTION X-X: TYPICAL LOCKING DEVICE



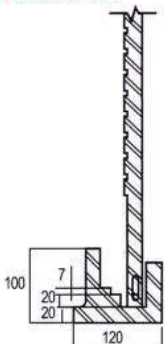
## SECTION Y-Y: TYPICAL HINGE



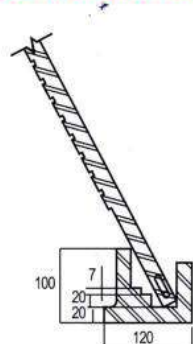
## SECTION Z-Z



## SECTION Y-Y: COVER HINGE OPEN AT 90°



## SECTION Y-Y: COVER HINGE OPEN AT MIN 100°



## COVER



## FRAME

